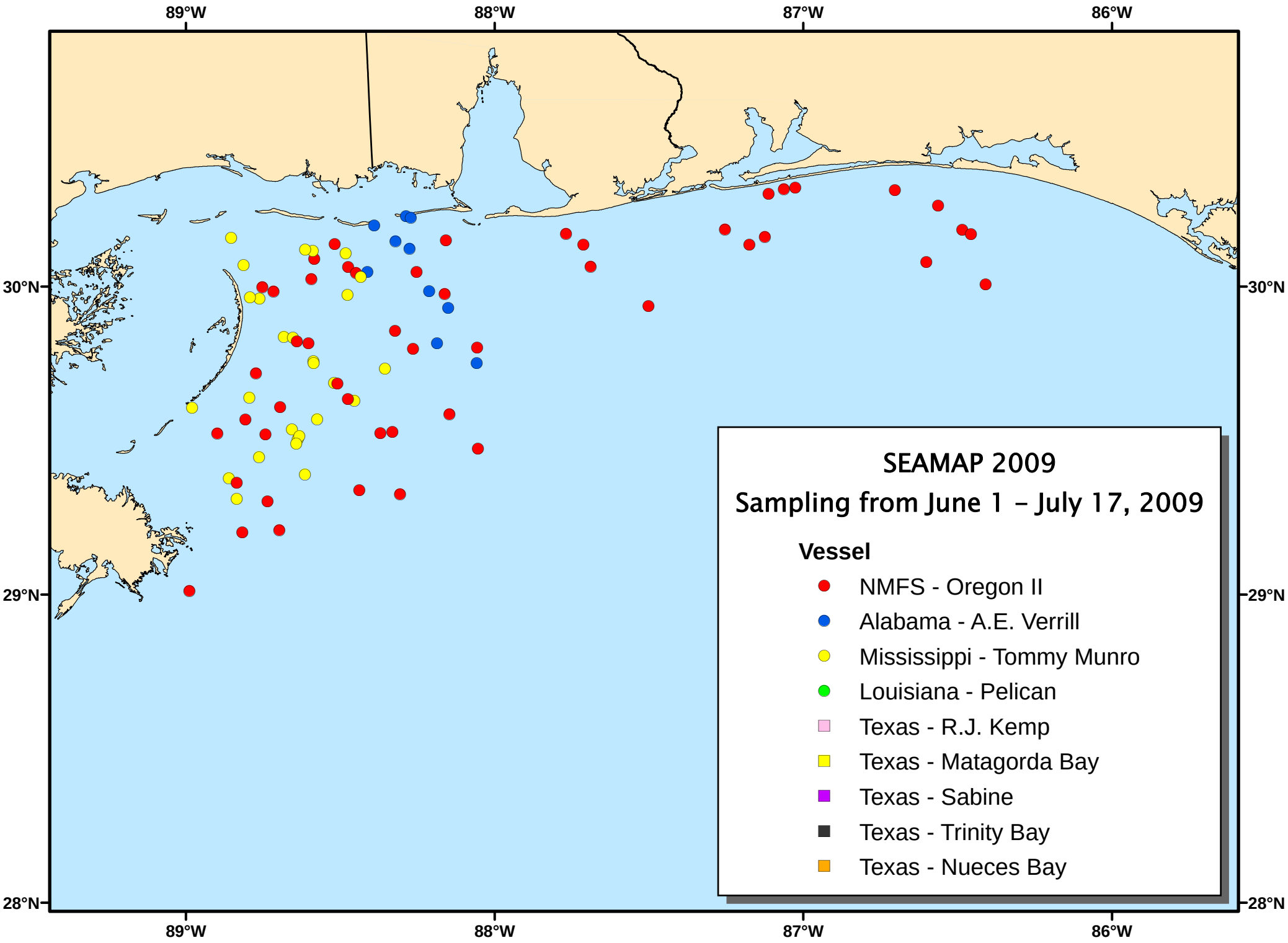
89°W
88°W
87°W
86°W
30°N
29°N
28°N
SEAMAP 2009
Sampling from June 1 – July 17, 2009
Vessel
NMFS - Oregon II
Alabama - A.E. Verrill
Mississippi - Tommy Munro
Louisiana - Pelican
Texas - R.J. Kemp
Texas - Matagorda Bay
Texas - Sabine
Texas - Trinity Bay
Texas - Nueces Bay

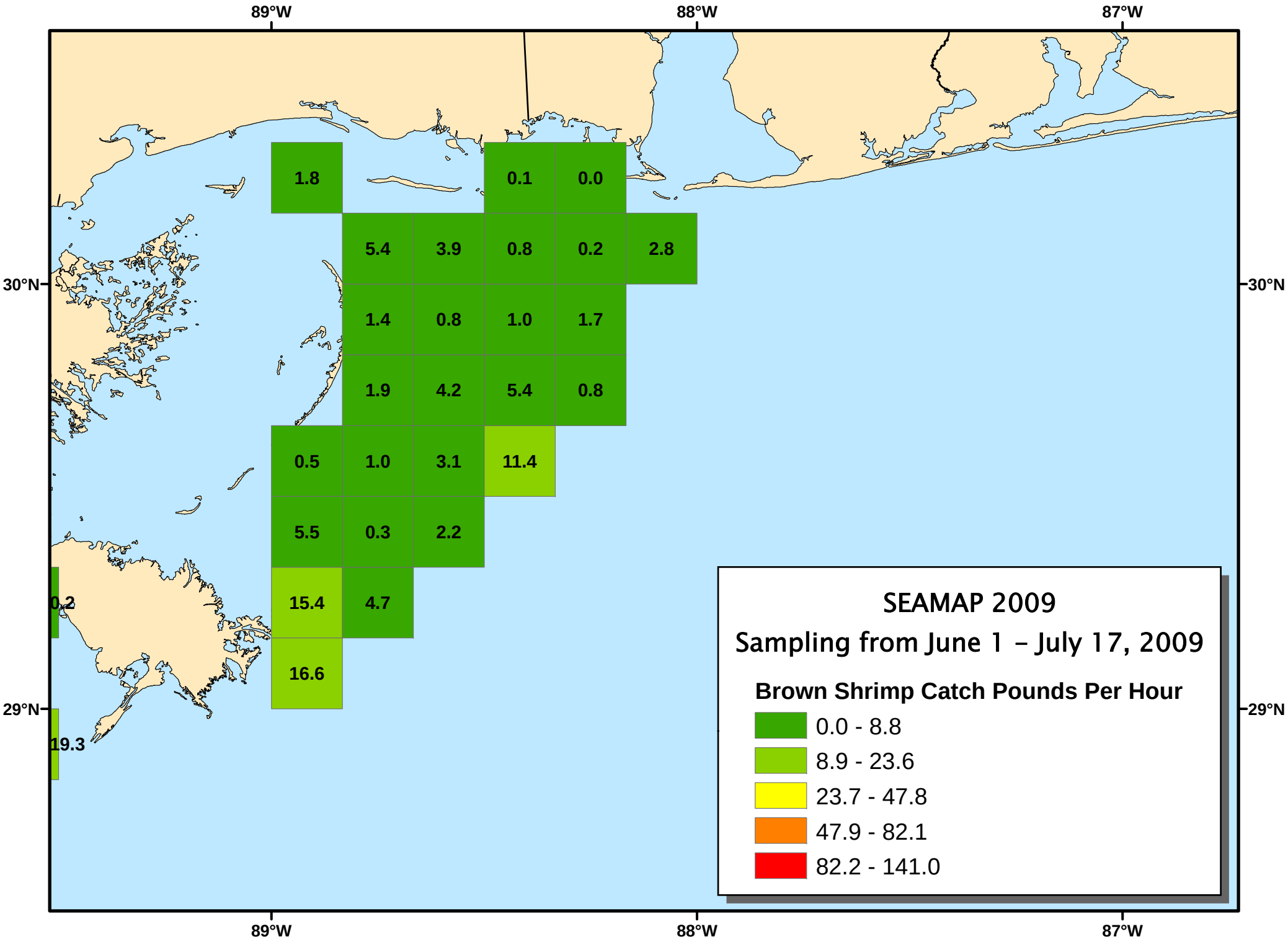
89°W
88°W
87°W
30°N
29°N
1.8
0.1
0.0
5.4
3.9
0.8
0.2
2.8
1.4
0.8
1.0
1.7
1.9
4.2
5.4
0.8
0.5
1.0
3.1
11.4
5.5
0.3
2.2
0.2
15.4
4.7
16.6
19.3
SEAMAP 2009
Sampling from June 1 – July 17, 2009
Brown Shrimp Catch Pounds Per Hour
0.0 - 8.8
8.9 - 23.6
23.7 - 47.8
47.9 - 82.1
82.2 - 141.0

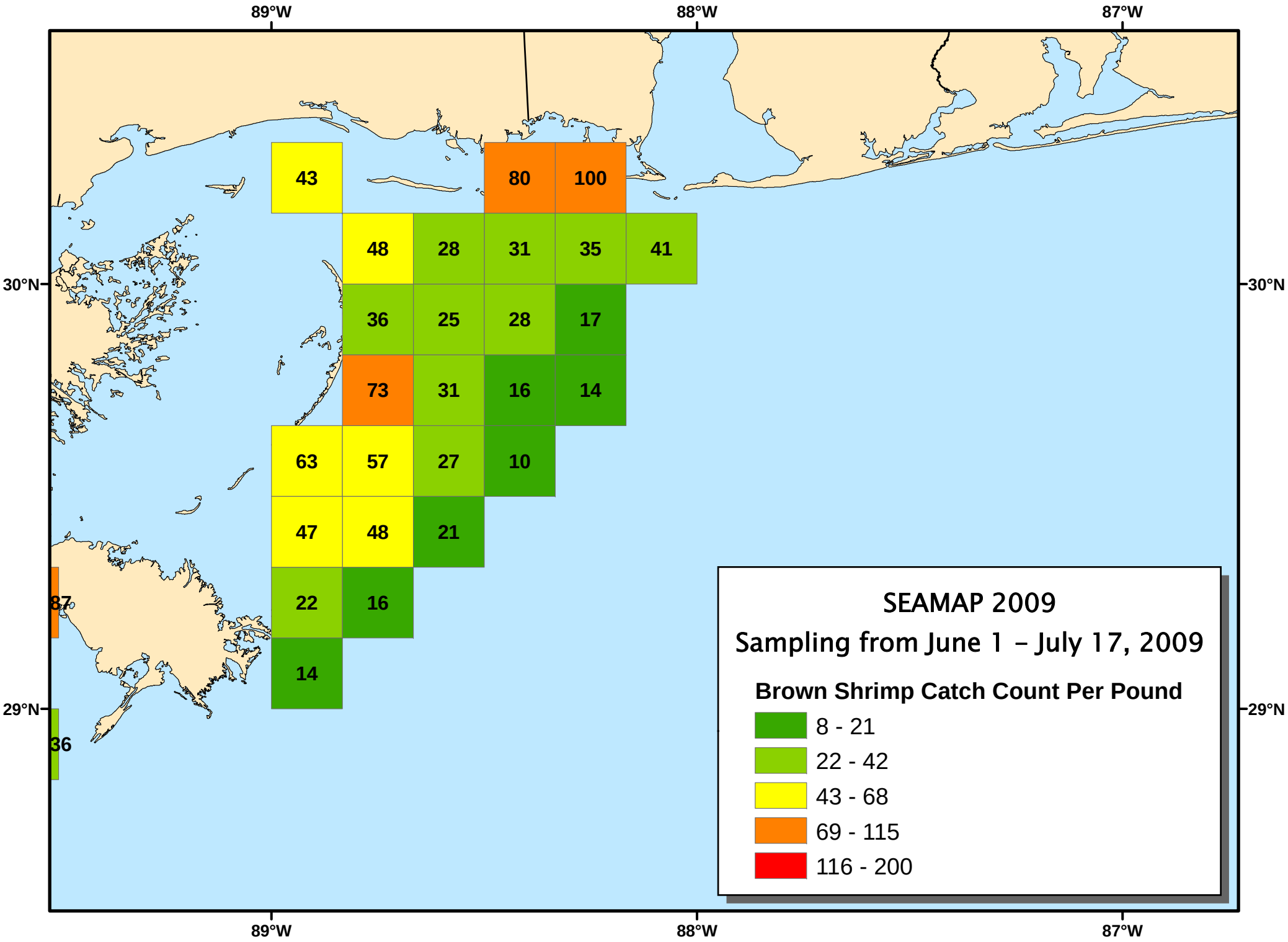
89°W
88°W
87°W
30°N
29°N
43
80
100
48
28
31
35
41
36
25
28
17
73
31
16
14
63
57
27
10
47
48
21
22
16
14
87
36
SEAMAP 2009
Sampling from June 1 – July 17, 2009
Brown Shrimp Catch Count Per Pound
8 - 21
22 - 42
43 - 68
69 - 115
116 - 200

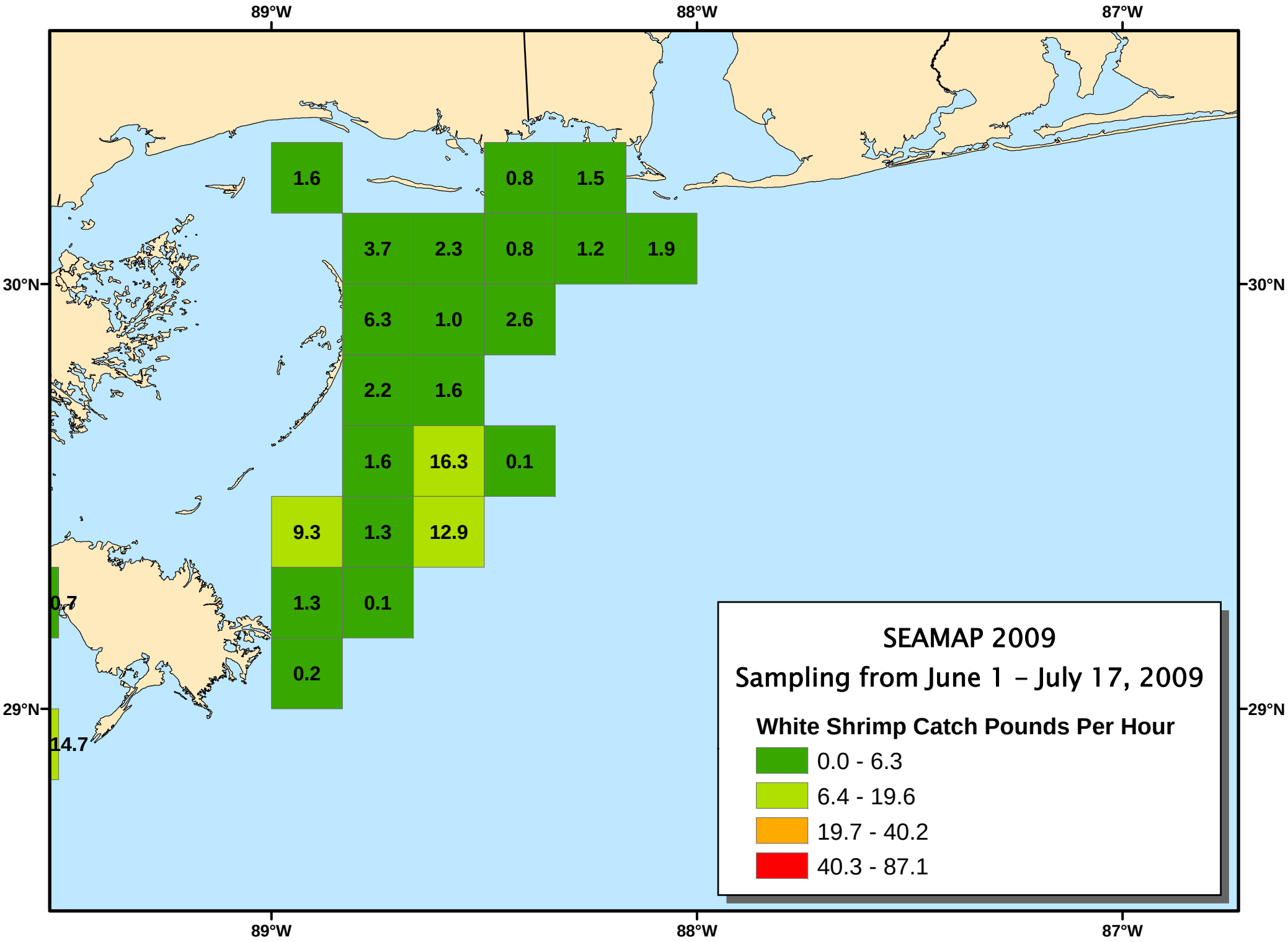
89°W
88°W
87°W
30°N
29°N
1.6
0.8
1.5
3.7
2.3
0.8
1.2
1.9
6.3
1.0
2.6
2.2
1.6
1.6
16.3
0.1
9.3
1.3
12.9
0.7
1.3
0.1
0.2
14.7
SEAMAP 2009
Sampling from June 1 – July 17, 2009
White Shrimp Catch Pounds Per Hour
0.0 - 6.3
6.4 - 19.6
19.7 - 40.2
40.3 - 87.1

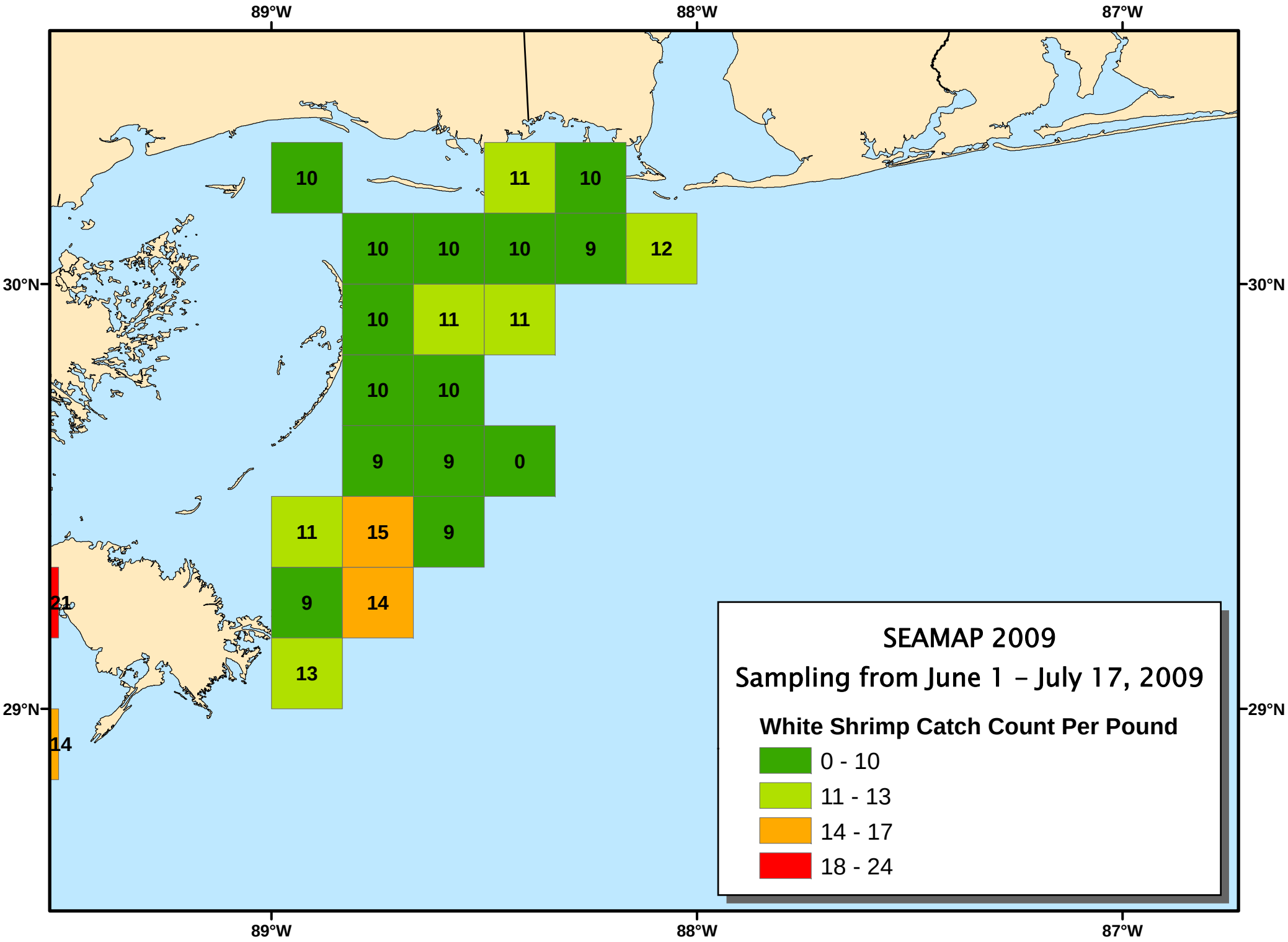
89°W
88°W
87°W
30°N
29°N
10
11
10
10
10
10
9
12
10
11
11
10
10
9
9
0
11
15
9
9
14
13
21
14
SEAMAP 2009
Sampling from June 1 – July 17, 2009
White Shrimp Catch Count Per Pound
0 - 10
11 - 13
14 - 17
18 - 24

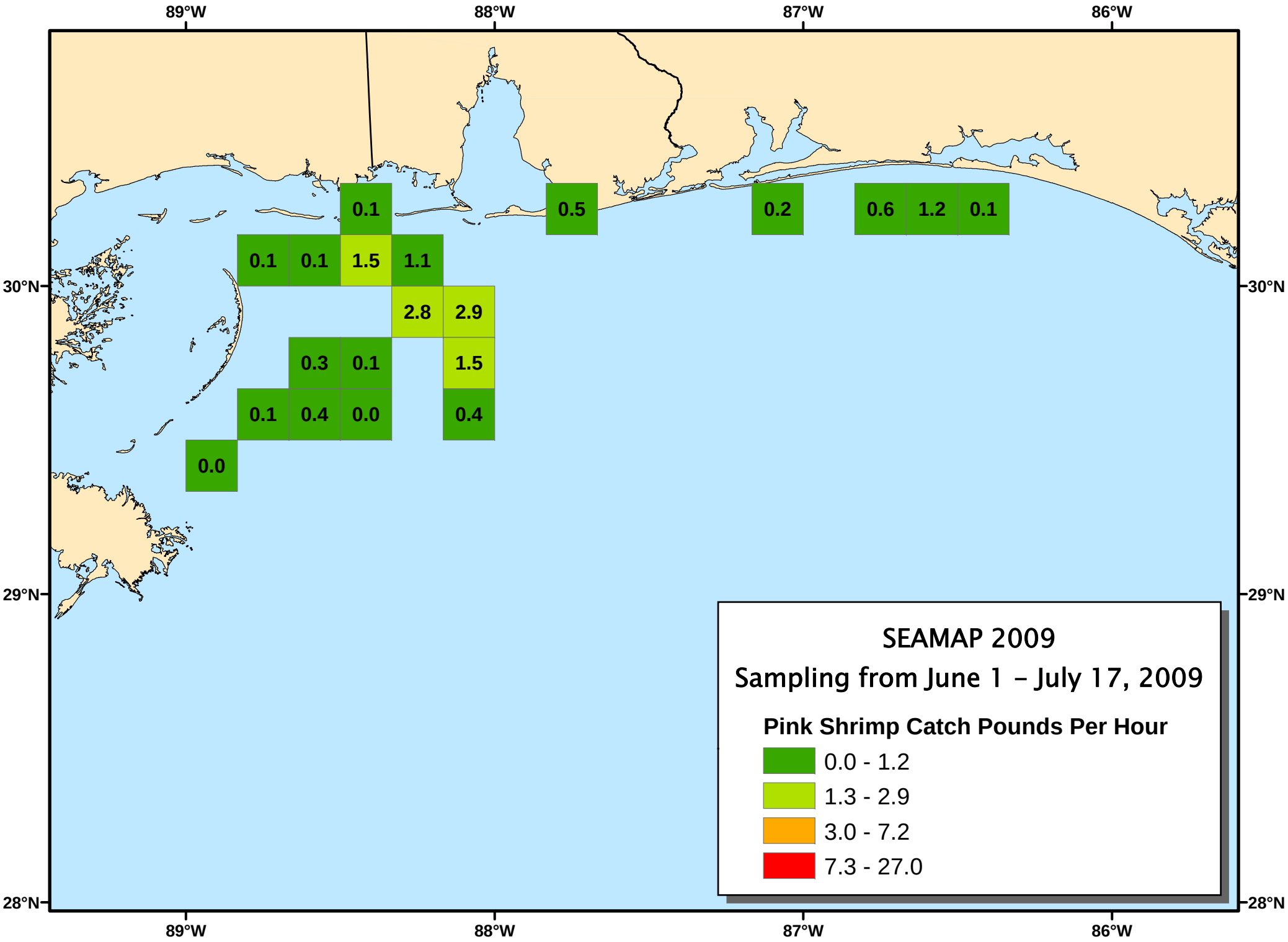
89°W
88°W
87°W
86°W
30°N
29°N
28°N
0.1
0.5
0.2
0.6
1.2
0.1
0.1
0.1
1.5
1.1
2.8
2.9
0.3
0.1
1.5
0.1
0.4
0.0
0.4
0.0
SEAMAP 2009
Sampling from June 1 – July 17, 2009
Pink Shrimp Catch Pounds Per Hour
0.0 - 1.2
1.3 - 2.9
3.0 - 7.2
7.3 - 27.0

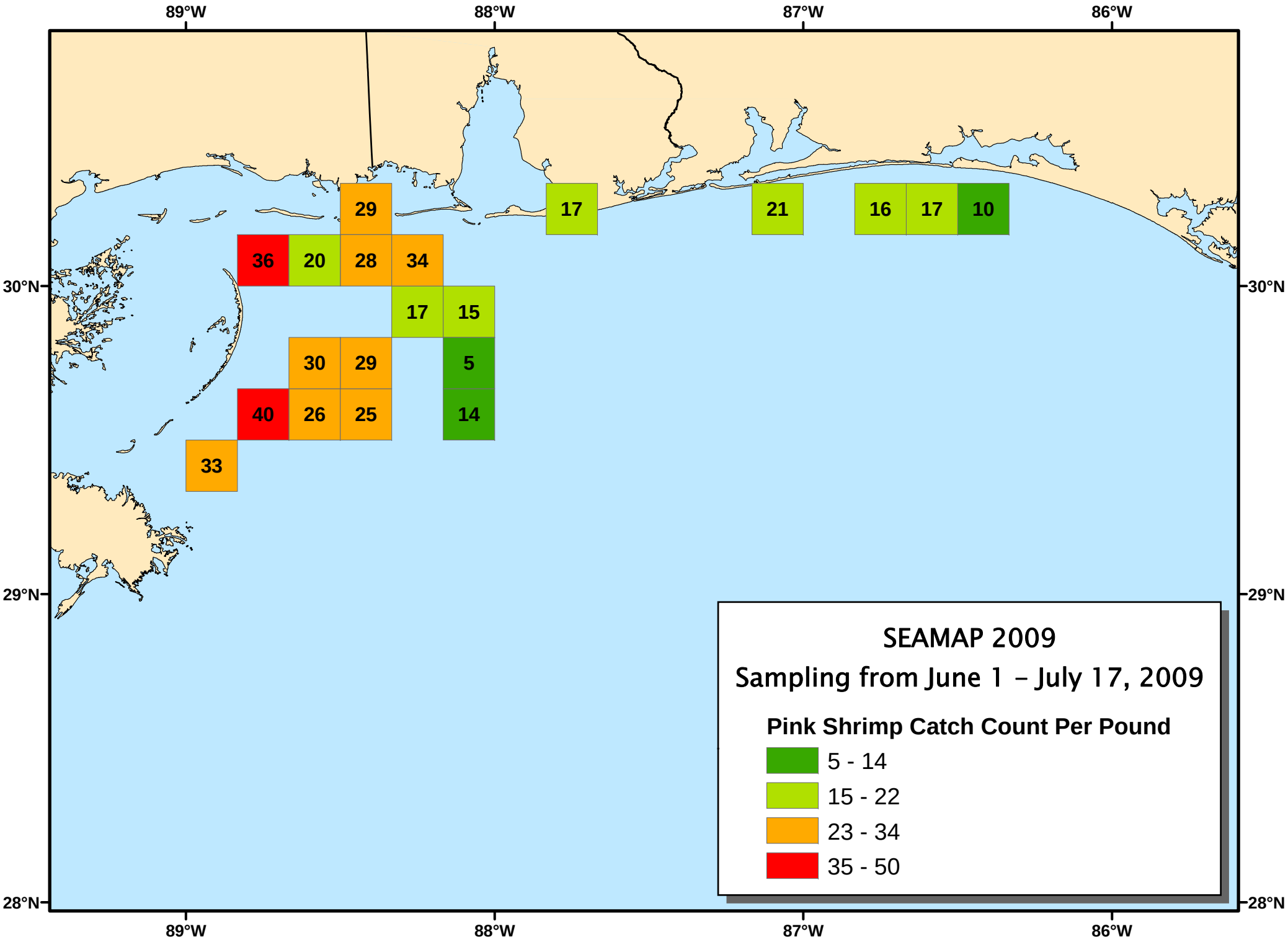
89°W
88°W
87°W
86°W
30°N
29°N
28°N
29
17
21
16
17
10
36
20
28
34
17
15
30
29
5
40
26
25
14
33
SEAMAP 2009
Sampling from June 1 – July 17, 2009
Pink Shrimp Catch Count Per Pound
5 - 14
15 - 22
23 - 34
35 - 50

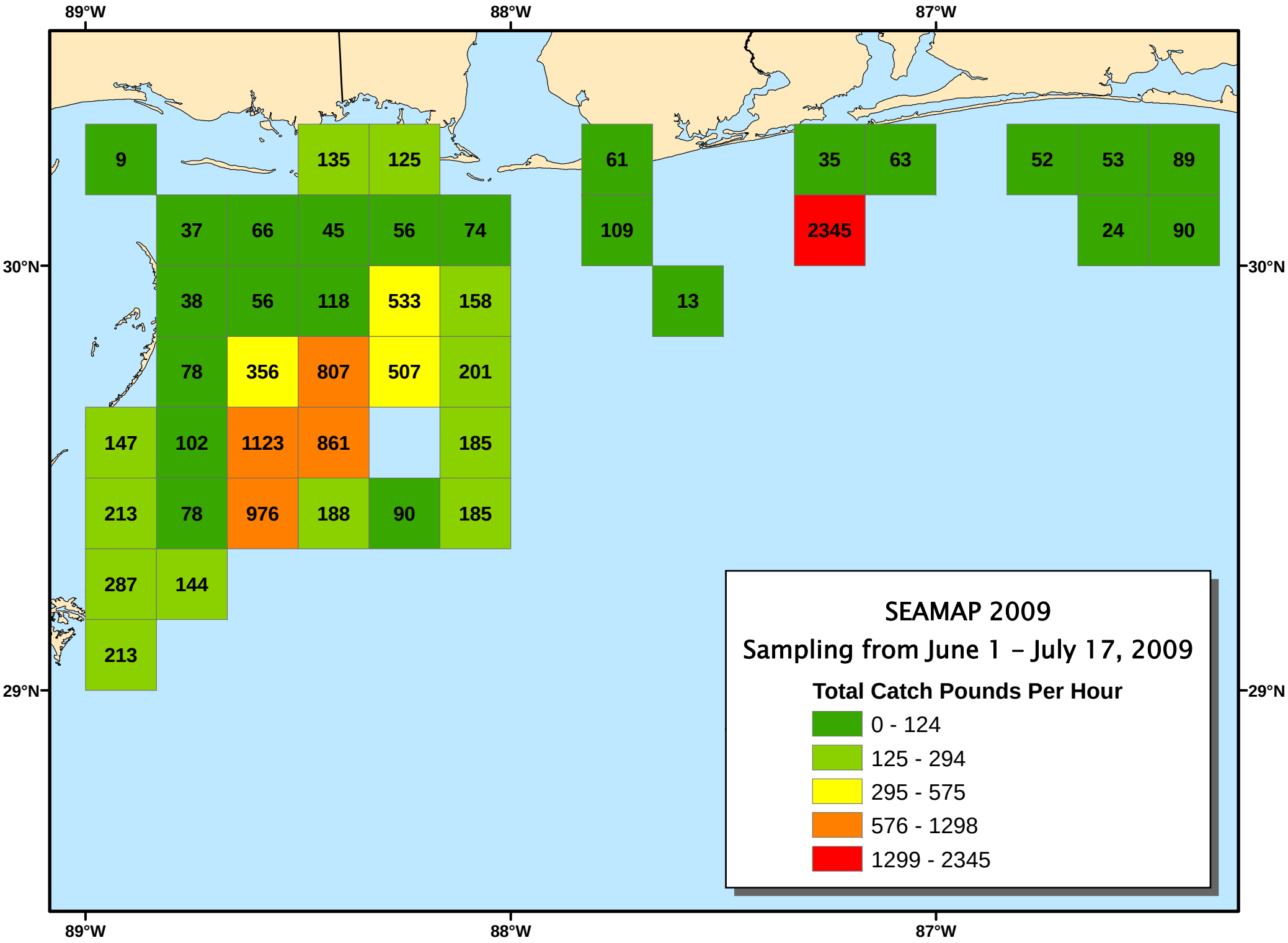
89°W
88°W
87°W
30°N
29°N
9
135
125
61
35
63
52
53
89
37
66
45
56
74
109
2345
24
90
38
56
118
533
158
13
78
356
807
507
201
147
102
1123
861
185
213
78
976
188
90
185
287
144
213
SEAMAP 2009
Sampling from June 1 – July 17, 2009
Total Catch Pounds Per Hour
0 - 124
125 - 294
295 - 575
576 - 1298
1299 - 2345

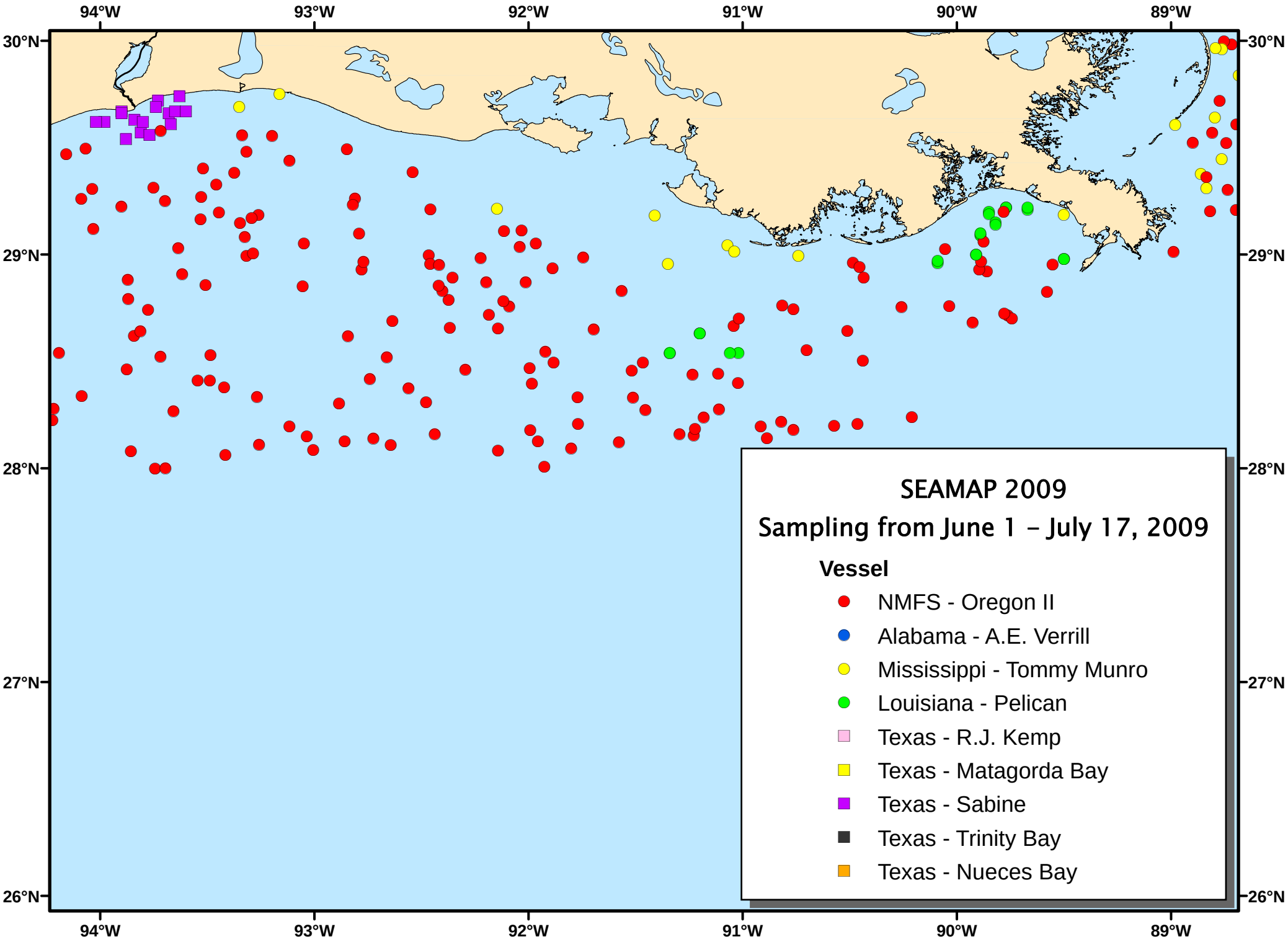
94°W
93°W
92°W
91°W
90°W
89°W
30°N
29°N
28°N
27°N
26°N
SEAMAP 2009
Sampling from June 1 – July 17, 2009
Vessel
NMFS - Oregon II
Alabama - A.E. Verrill
Mississippi - Tommy Munro
Louisiana - Pelican
Texas - R.J. Kemp
Texas - Matagorda Bay
Texas - Sabine
Texas - Trinity Bay
Texas - Nueces Bay

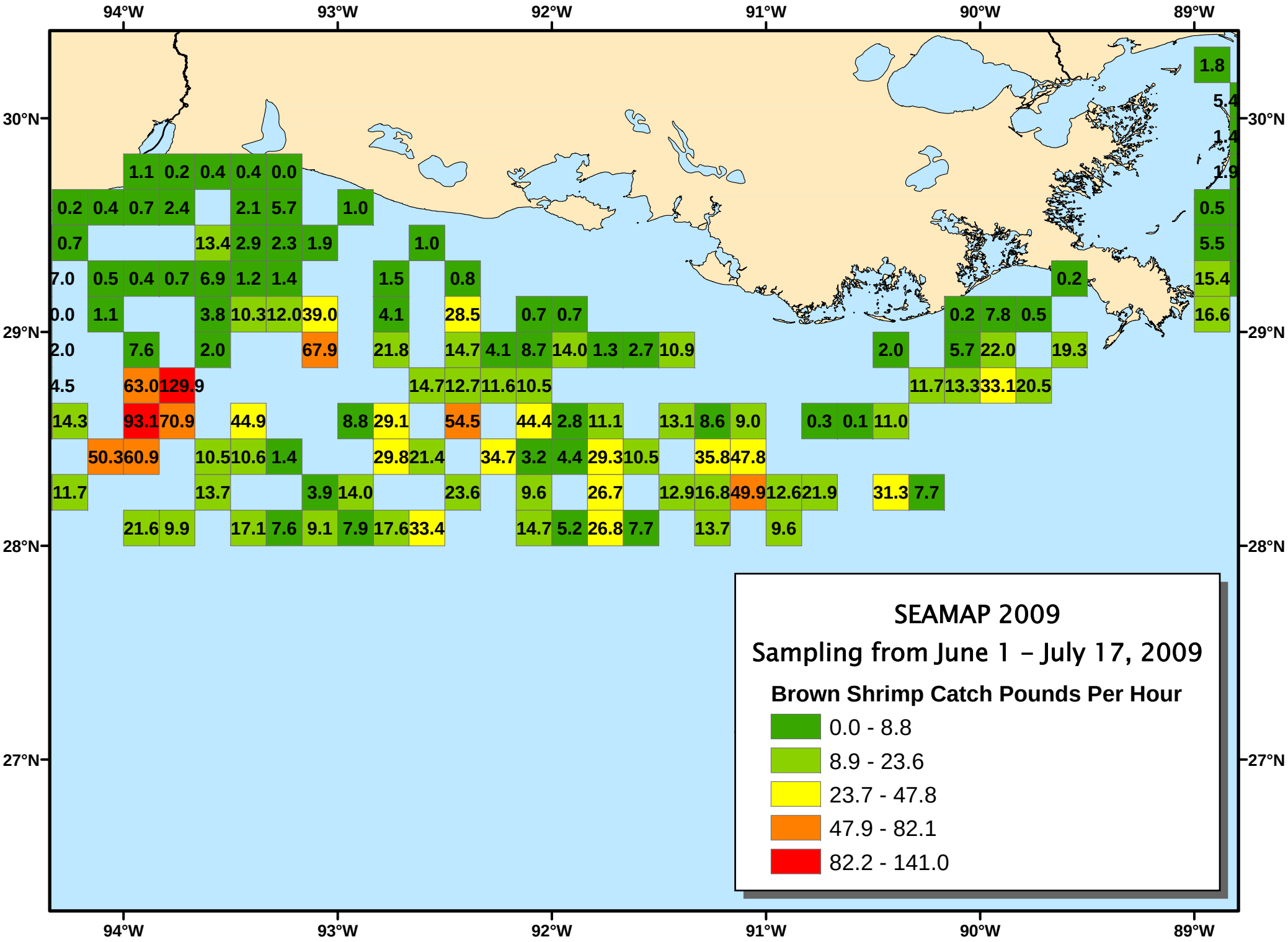
94°W
93°W
92°W
91°W
90°W
89°W
30°N
29°N
28°N
27°N
1.8
5.4
1.4
1.9
1.1 0.2 0.4 0.4 0.0
0.2 0.4 0.7 2.4 2.1 5.7 1.0
0.5
0.7 13.4 2.9 2.3 1.9 1.0
5.5
7.0 0.5 0.4 0.7 6.9 1.2 1.4 1.5 0.8 0.2
15.4
0.0 1.1 3.8 10.3 12.0 39.0 4.1 28.5 0.7 0.7 0.2 7.8 0.5
16.6
2.0 7.6 2.0 67.9 21.8 14.7 4.1 8.7 14.0 1.3 2.7 10.9 2.0 5.7 22.0 19.3
4.5 63.0 129.9 14.7 12.7 11.6 10.5 11.7 13.3 33.1 20.5
14.3 93.1 70.9 44.9 8.8 29.1 54.5 44.4 2.8 11.1 13.1 8.6 9.0 0.3 0.1 11.0
50.3 60.9 10.5 10.6 1.4 29.8 21.4 34.7 3.2 4.4 29.3 10.5 35.8 47.8
11.7 13.7 3.9 14.0 23.6 9.6 26.7 12.9 16.8 49.9 12.6 21.9 31.3 7.7
21.6 9.9 17.1 7.6 9.1 7.9 17.6 33.4 14.7 5.2 26.8 7.7 13.7 9.6
SEAMAP 2009
Sampling from June 1 – July 17, 2009
Brown Shrimp Catch Pounds Per Hour
0.0 - 8.8
8.9 - 23.6
23.7 - 47.8
47.9 - 82.1
82.2 - 141.0

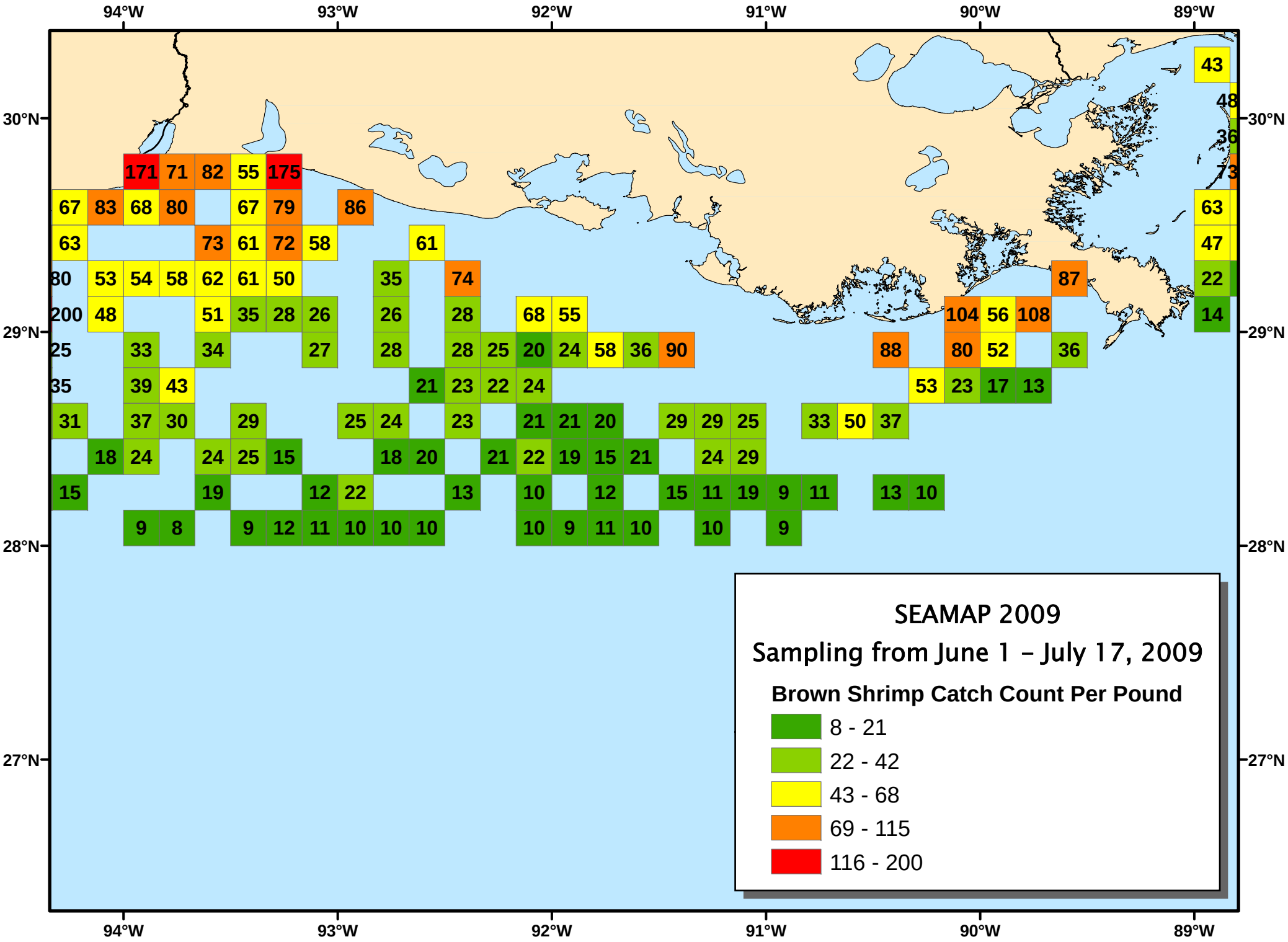
94°W
93°W
92°W
91°W
90°W
89°W
30°N
29°N
28°N
27°N
SEAMAP 2009
Sampling from June 1 – July 17, 2009
Brown Shrimp Catch Count Per Pound
8 - 21
22 - 42
43 - 68
69 - 115
116 - 200

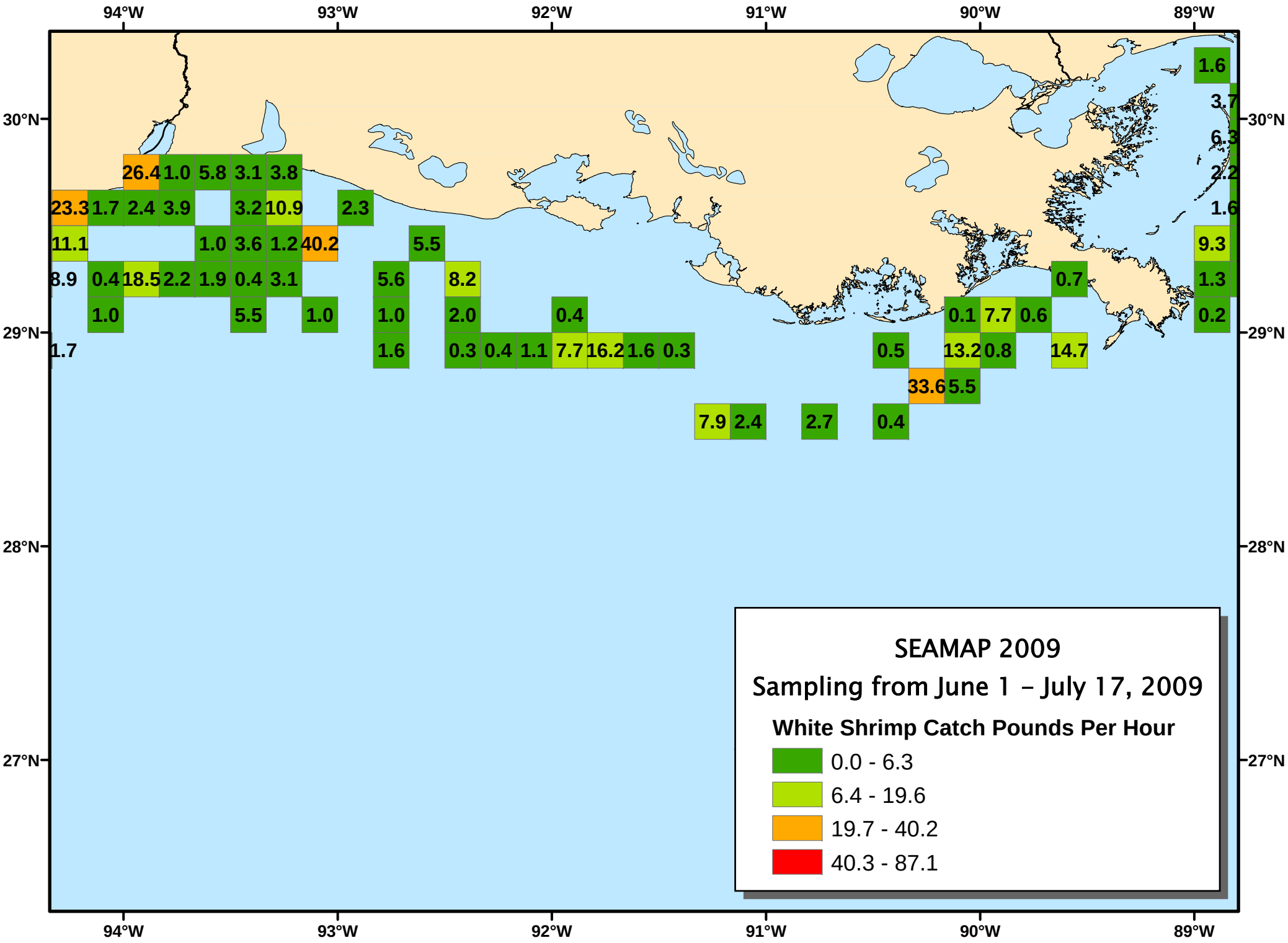
94°W
93°W
92°W
91°W
90°W
89°W
30°N
29°N
28°N
27°N
26.4 1.0 5.8 3.1 3.8
23.3 1.7 2.4 3.9 3.2 10.9 2.3
11.1 1.0 3.6 1.2 40.2 5.5
8.9 0.4 18.5 2.2 1.9 0.4 3.1 5.6 8.2 0.7
1.0 5.5 1.0 1.0 2.0 0.4 0.1 7.7 0.6
1.7 1.6 0.3 0.4 1.1 7.7 16.2 1.6 0.3 0.5 13.2 0.8 14.7
33.6 5.5
7.9 2.4 2.7 0.4
1.6
3.7
6.3
2.2
1.6
9.3
1.3
0.2
SEAMAP 2009
Sampling from June 1 – July 17, 2009
White Shrimp Catch Pounds Per Hour
0.0 - 6.3
6.4 - 19.6
19.7 - 40.2
40.3 - 87.1

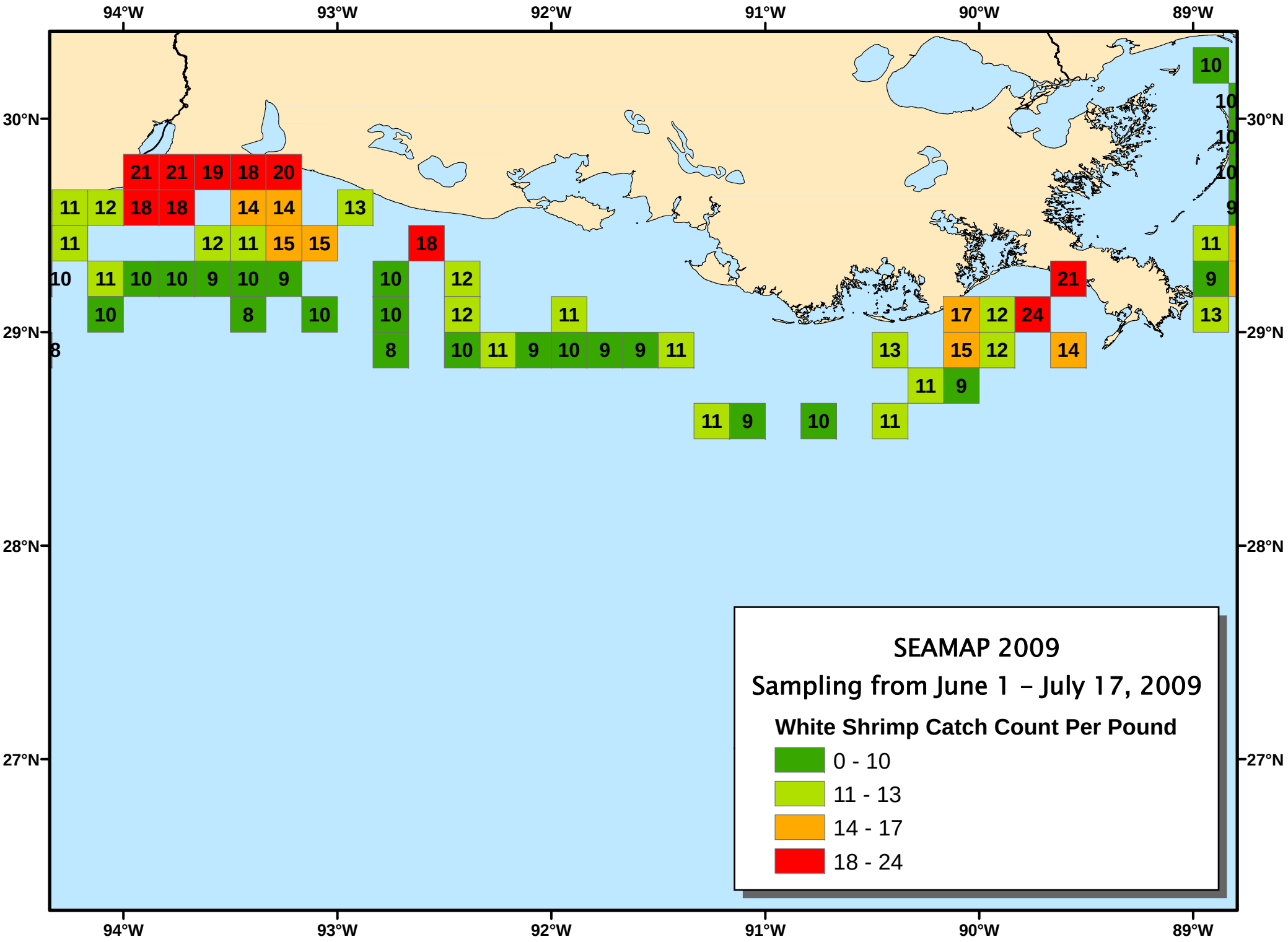
94°W
93°W
92°W
91°W
90°W
89°W
30°N
29°N
28°N
27°N
SEAMAP 2009
Sampling from June 1 – July 17, 2009
White Shrimp Catch Count Per Pound
0 - 10
11 - 13
14 - 17
18 - 24

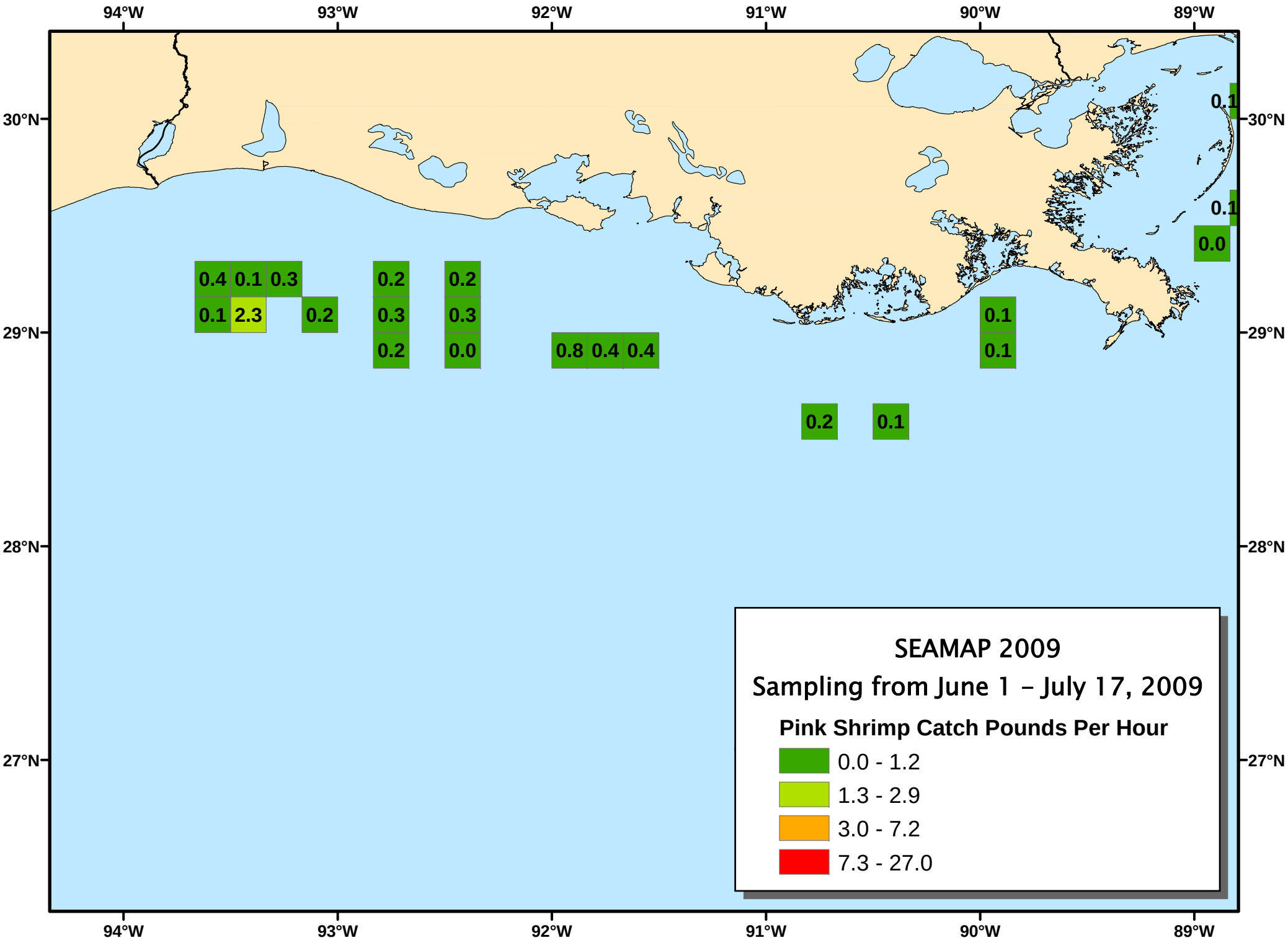
94°W
93°W
92°W
91°W
90°W
89°W
30°N
29°N
28°N
27°N
0.4
0.1
0.3
0.1
2.3
0.2
0.2
0.3
0.2
0.2
0.3
0.0
0.8
0.4
0.4
0.2
0.1
0.1
0.1
0.1
0.1
0.0
SEAMAP 2009
Sampling from June 1 – July 17, 2009
Pink Shrimp Catch Pounds Per Hour
0.0 - 1.2
1.3 - 2.9
3.0 - 7.2
7.3 - 27.0

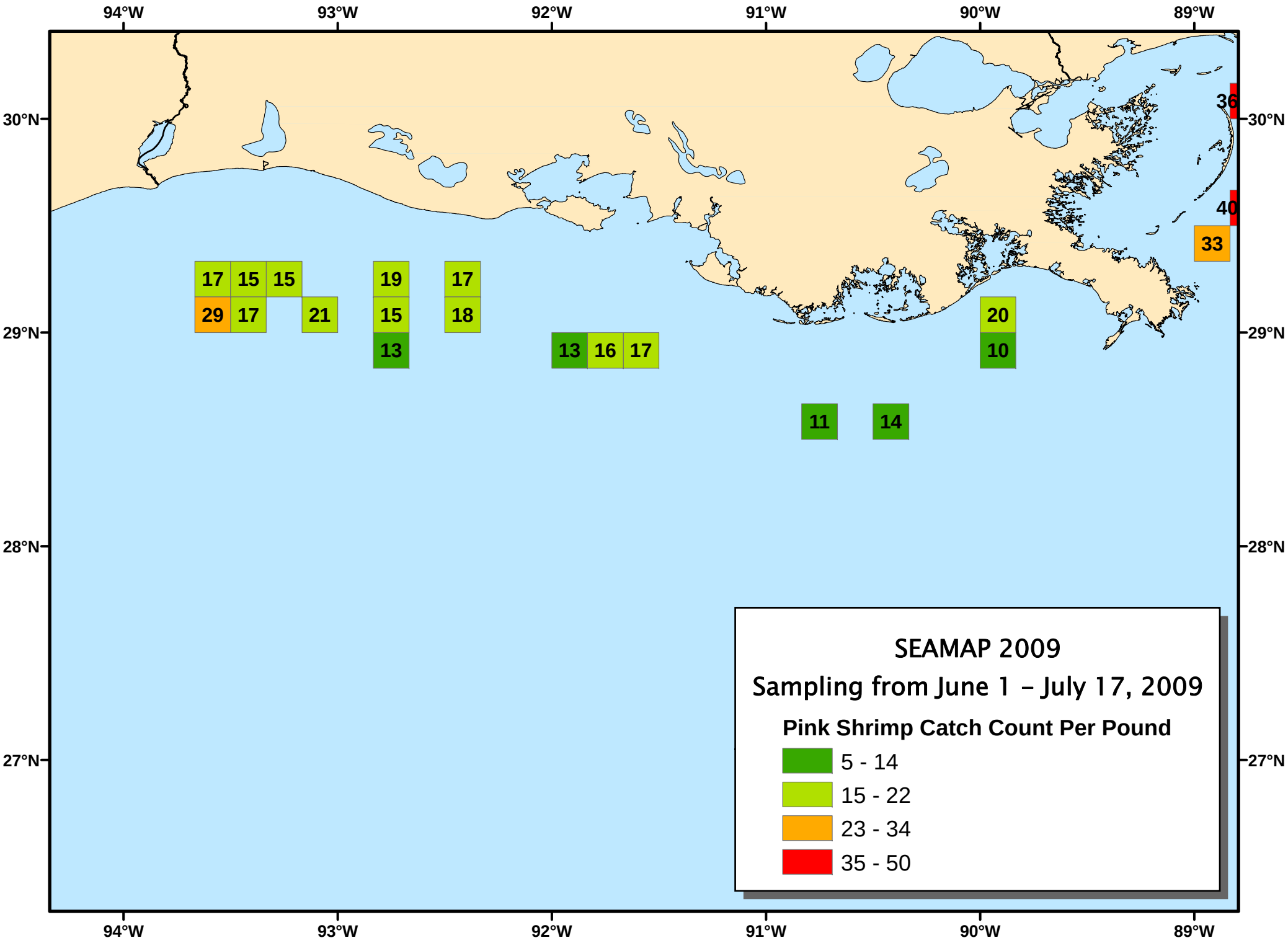
94°W
93°W
92°W
91°W
90°W
89°W
30°N
29°N
28°N
27°N
17
15
15
29
17
21
19
15
13
17
18
13
16
17
11
14
20
10
36
40
33
SEAMAP 2009
Sampling from June 1 – July 17, 2009
Pink Shrimp Catch Count Per Pound
5 - 14
15 - 22
23 - 34
35 - 50

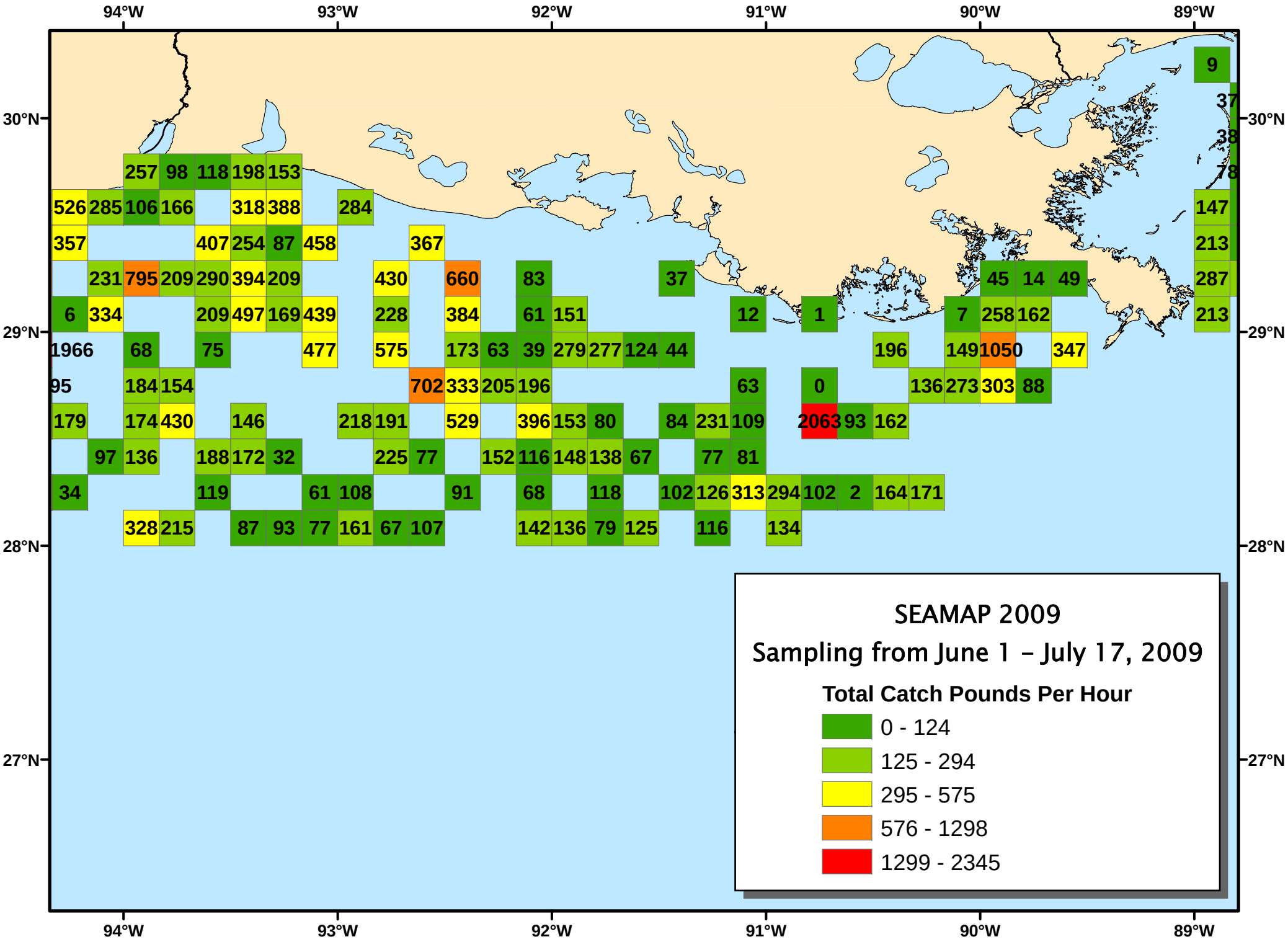
94°W
93°W
92°W
91°W
90°W
89°W
30°N
29°N
28°N
27°N
SEAMAP 2009
Sampling from June 1 – July 17, 2009
Total Catch Pounds Per Hour
0 - 124
125 - 294
295 - 575
576 - 1298
1299 - 2345

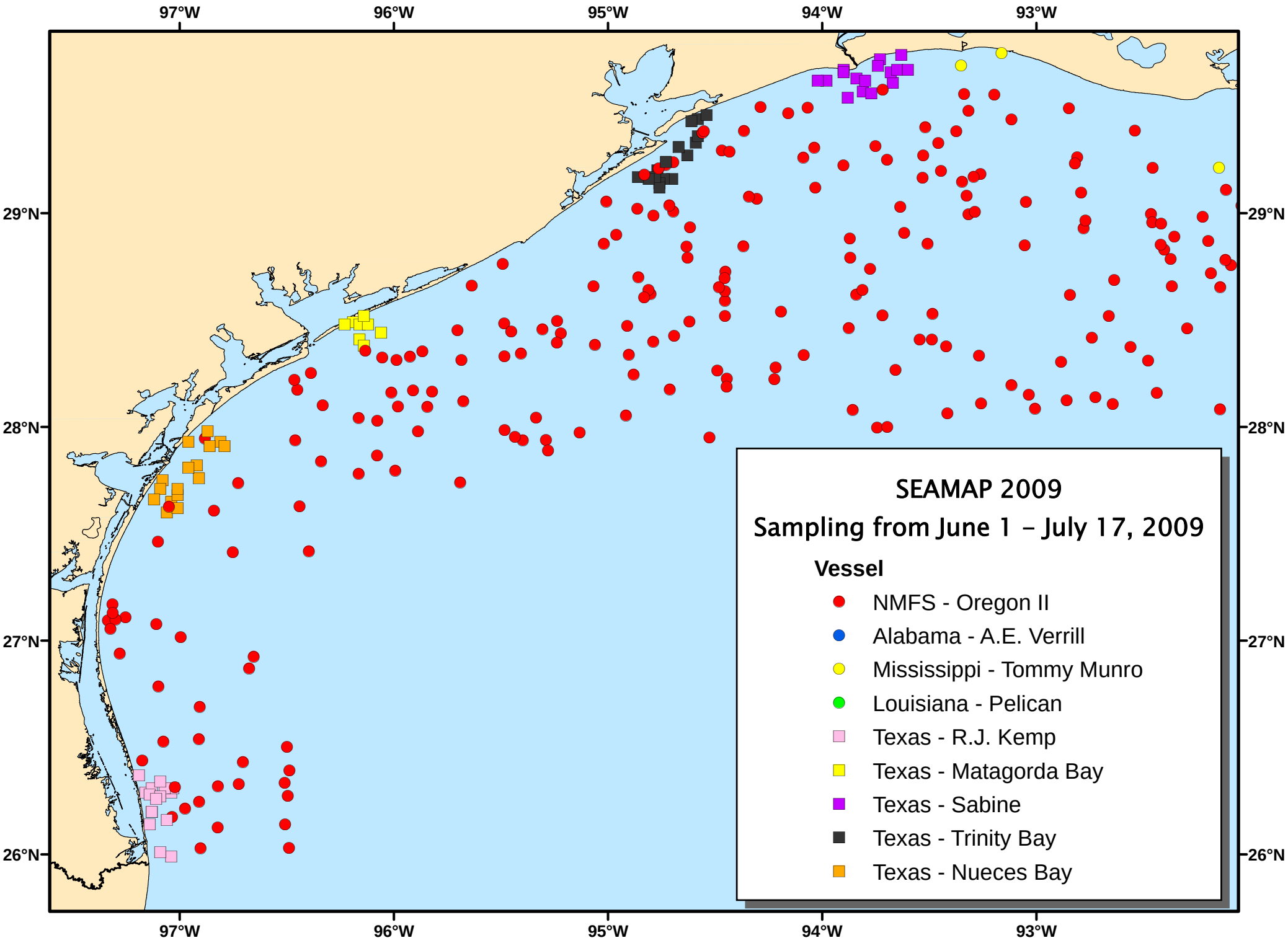
97°W
96°W
95°W
94°W
93°W
29°N
28°N
27°N
26°N
SEAMAP 2009
Sampling from June 1 – July 17, 2009
Vessel
NMFS - Oregon II
Alabama - A.E. Verrill
Mississippi - Tommy Munro
Louisiana - Pelican
Texas - R.J. Kemp
Texas - Matagorda Bay
Texas - Sabine
Texas - Trinity Bay
Texas - Nueces Bay

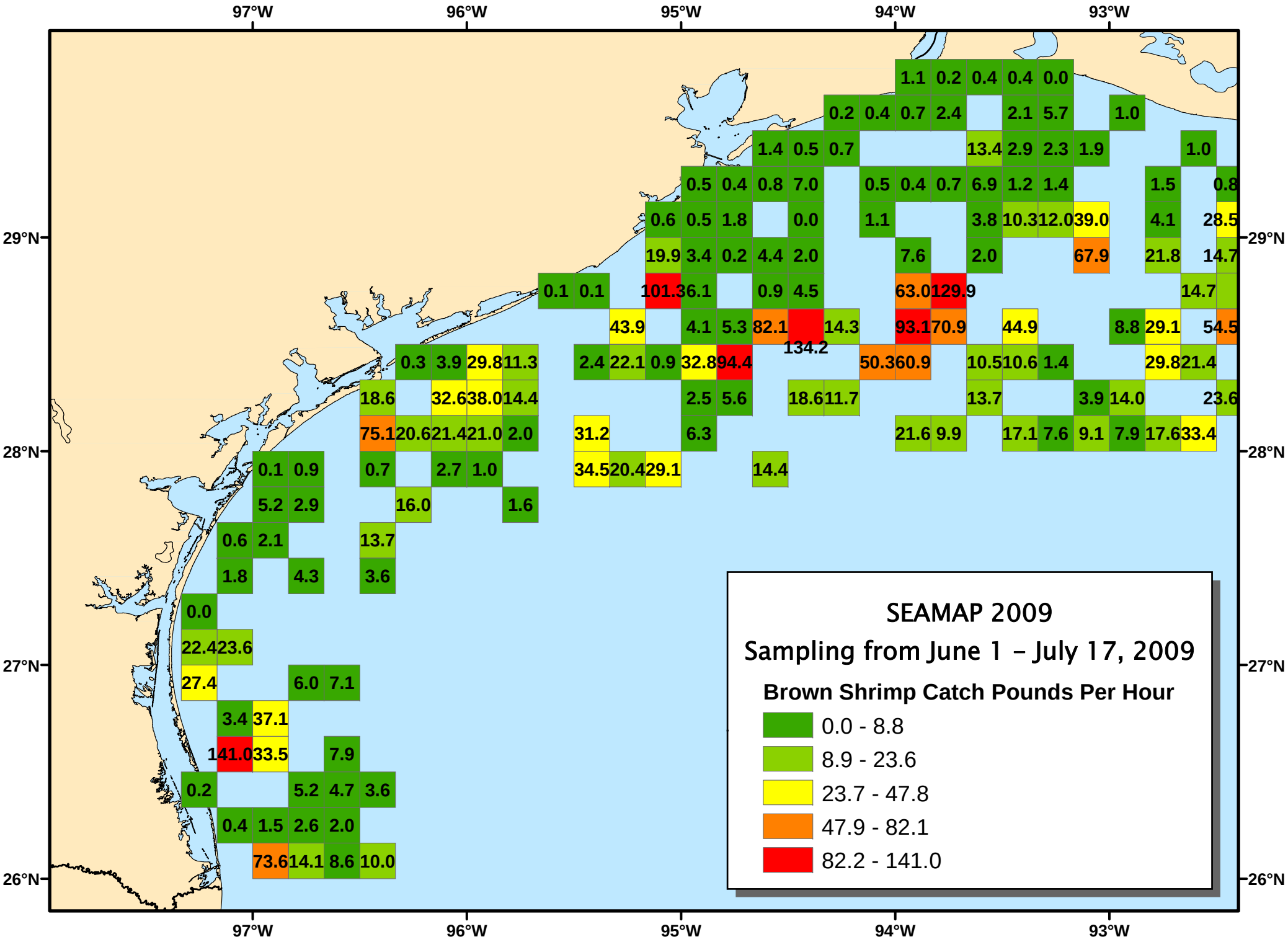
97°W
96°W
95°W
94°W
93°W
29°N
28°N
27°N
26°N
SEAMAP 2009
Sampling from June 1 – July 17, 2009
Brown Shrimp Catch Pounds Per Hour
0.0 - 8.8
8.9 - 23.6
23.7 - 47.8
47.9 - 82.1
82.2 - 141.0

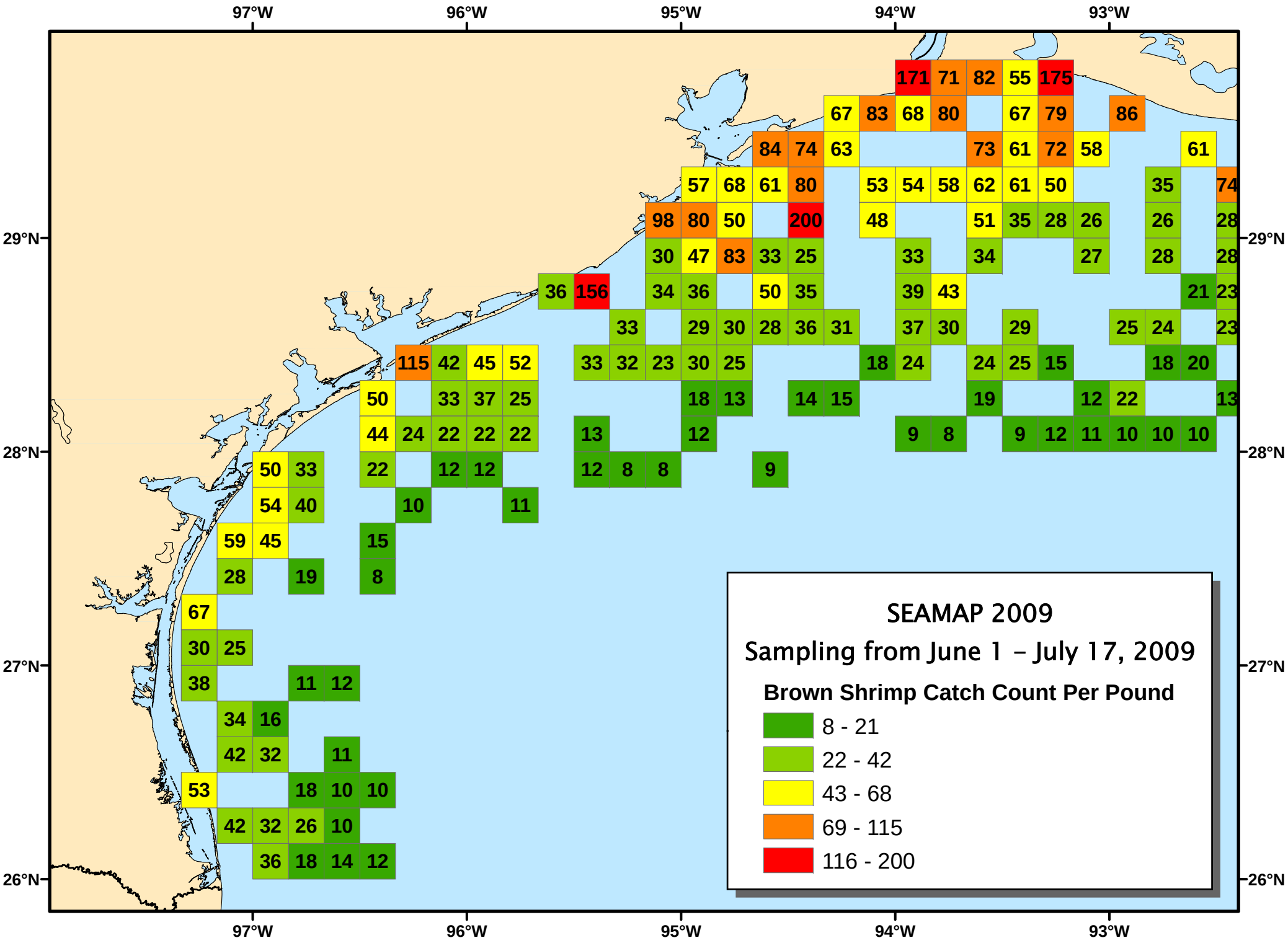
97°W
96°W
95°W
94°W
93°W
29°N
28°N
27°N
26°N
SEAMAP 2009
Sampling from June 1 – July 17, 2009
Brown Shrimp Catch Count Per Pound
8 - 21
22 - 42
43 - 68
69 - 115
116 - 200

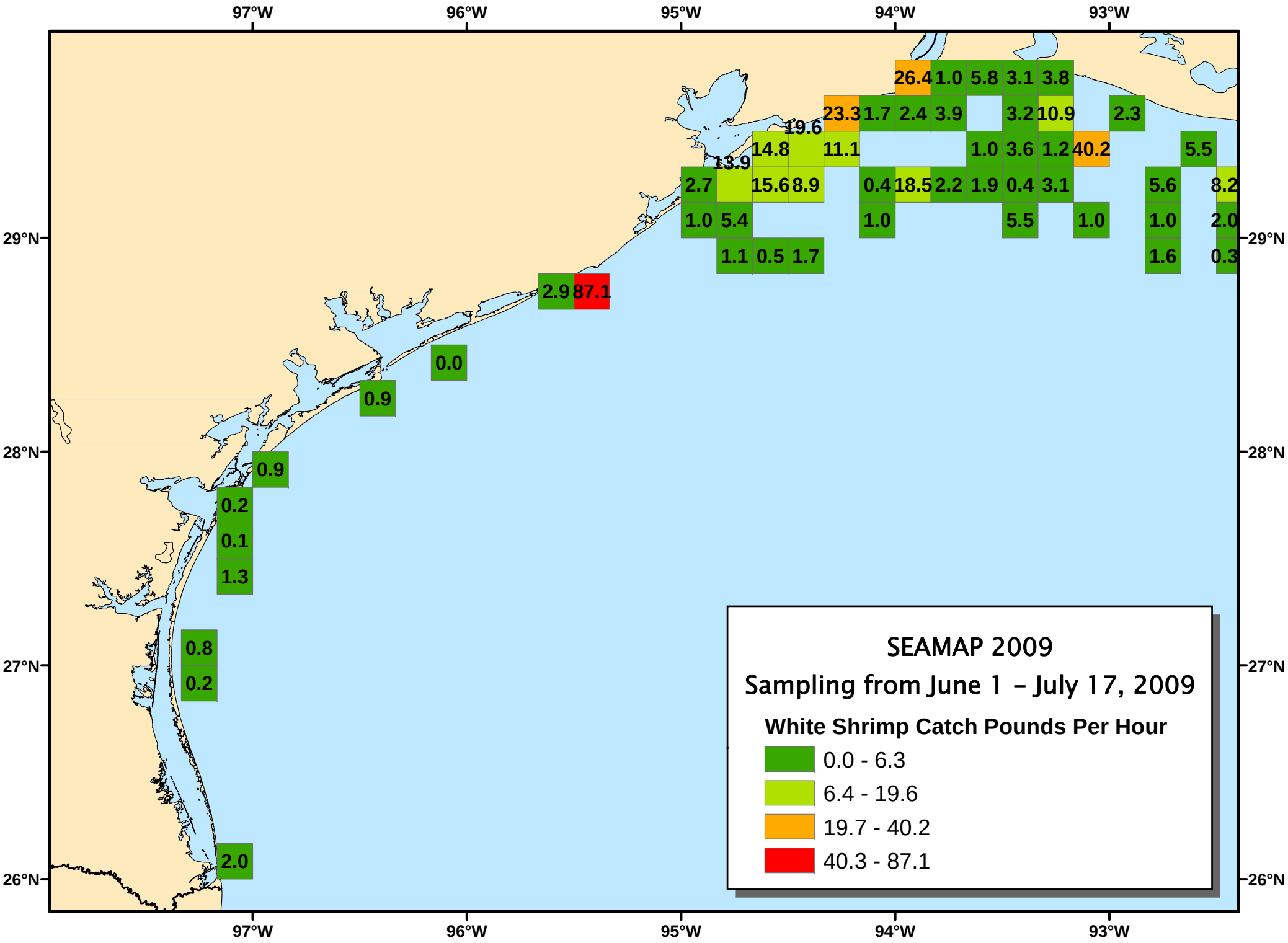
97°W
96°W
95°W
94°W
93°W
29°N
28°N
27°N
26°N
26.4
1.0
5.8
3.1
3.8
23.3
1.7
2.4
3.9
3.2
10.9
2.3
19.6
14.8
11.1
1.0
3.6
1.2
40.2
5.5
13.9
2.7
15.6
8.9
0.4
18.5
2.2
1.9
0.4
3.1
5.6
8.2
1.0
5.4
1.0
5.5
1.0
1.0
2.0
1.1
0.5
1.7
1.6
0.3
2.9
87.1
0.0
0.9
0.9
0.2
0.1
1.3
0.8
0.2
2.0
SEAMAP 2009
Sampling from June 1 – July 17, 2009
White Shrimp Catch Pounds Per Hour
0.0 - 6.3
6.4 - 19.6
19.7 - 40.2
40.3 - 87.1

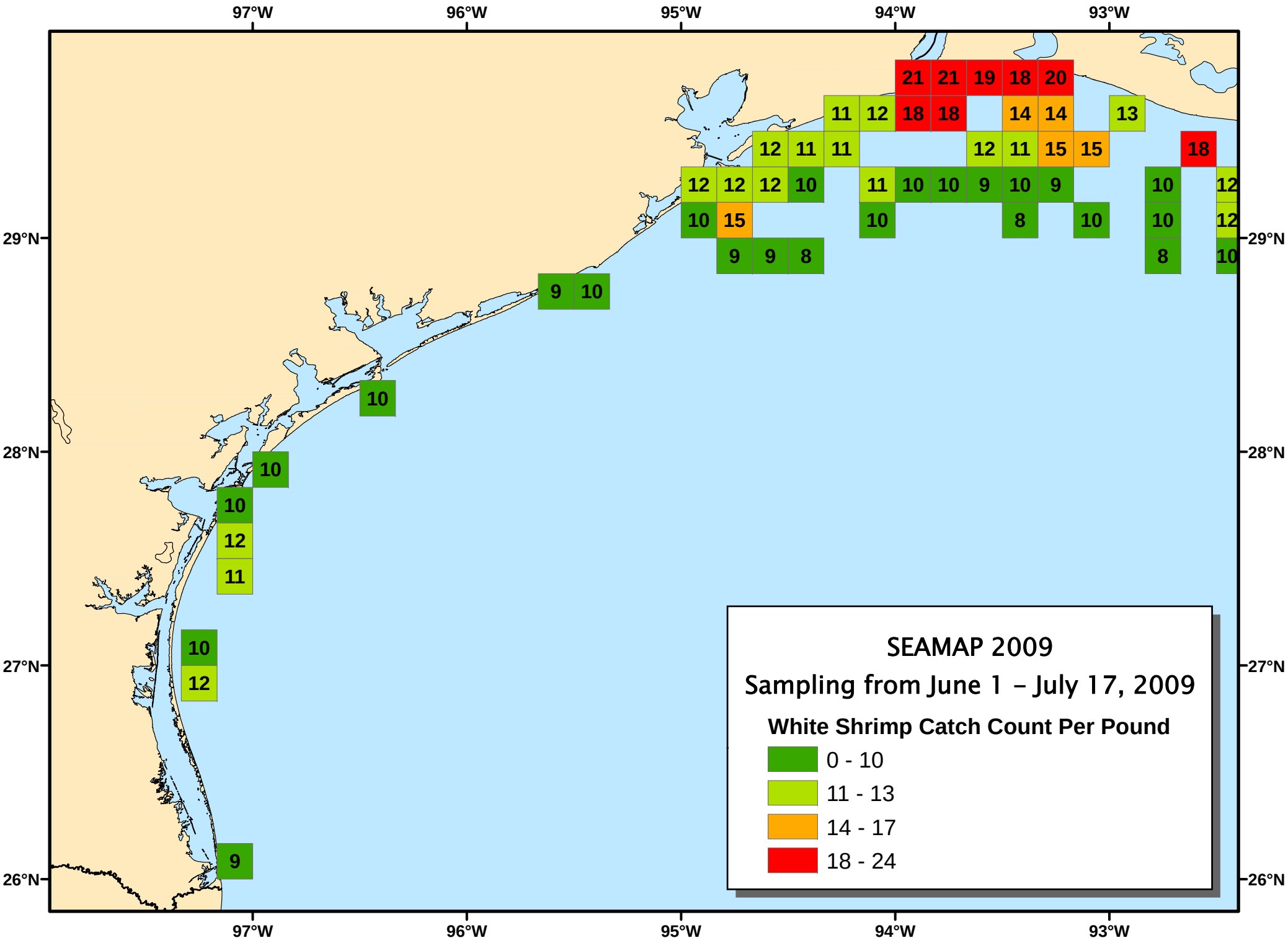
97°W
96°W
95°W
94°W
93°W
29°N
28°N
27°N
26°N
21 21 19 18 20
11 12 18 18 14 14 13
12 11 11 12 11 15 15 18
12 12 12 10 11 10 10 9 10 9 10 12
10 15 10 8 10 10 12
9 9 8 8 10
9 10
10
10
10
12
11
10
12
9
SEAMAP 2009
Sampling from June 1 – July 17, 2009
White Shrimp Catch Count Per Pound
0 - 10
11 - 13
14 - 17
18 - 24

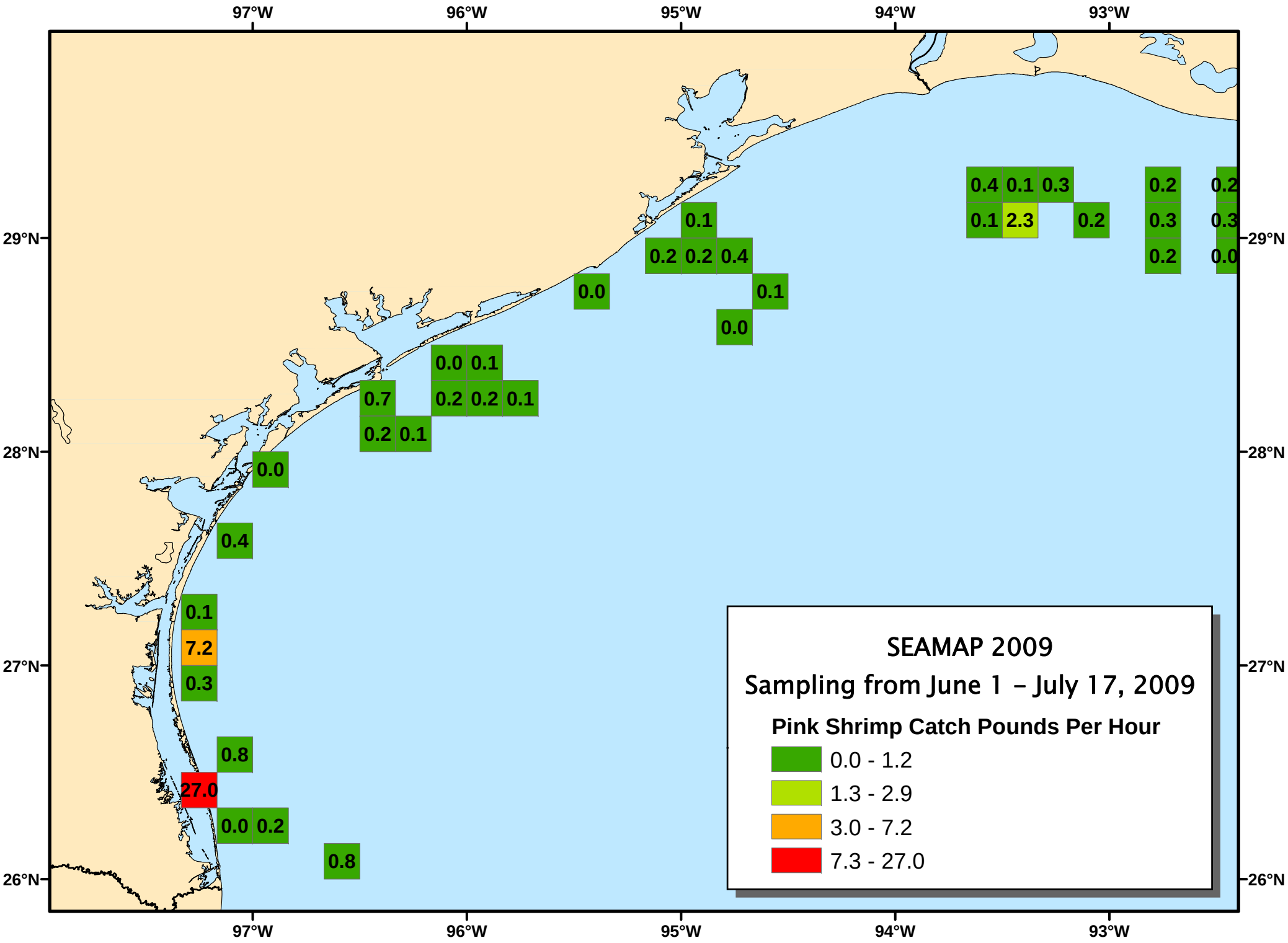
97°W
96°W
95°W
94°W
93°W
29°N
28°N
27°N
26°N
0.4
0.1
0.3
0.2
0.2
0.1
2.3
0.2
0.3
0.3
0.2
0.0
0.1
0.2
0.2
0.4
0.0
0.1
0.0
0.0
0.1
0.7
0.2
0.2
0.1
0.2
0.1
0.0
0.4
0.1
7.2
0.3
0.8
27.0
0.0
0.2
0.8
SEAMAP 2009
Sampling from June 1 – July 17, 2009
Pink Shrimp Catch Pounds Per Hour
0.0 - 1.2
1.3 - 2.9
3.0 - 7.2
7.3 - 27.0

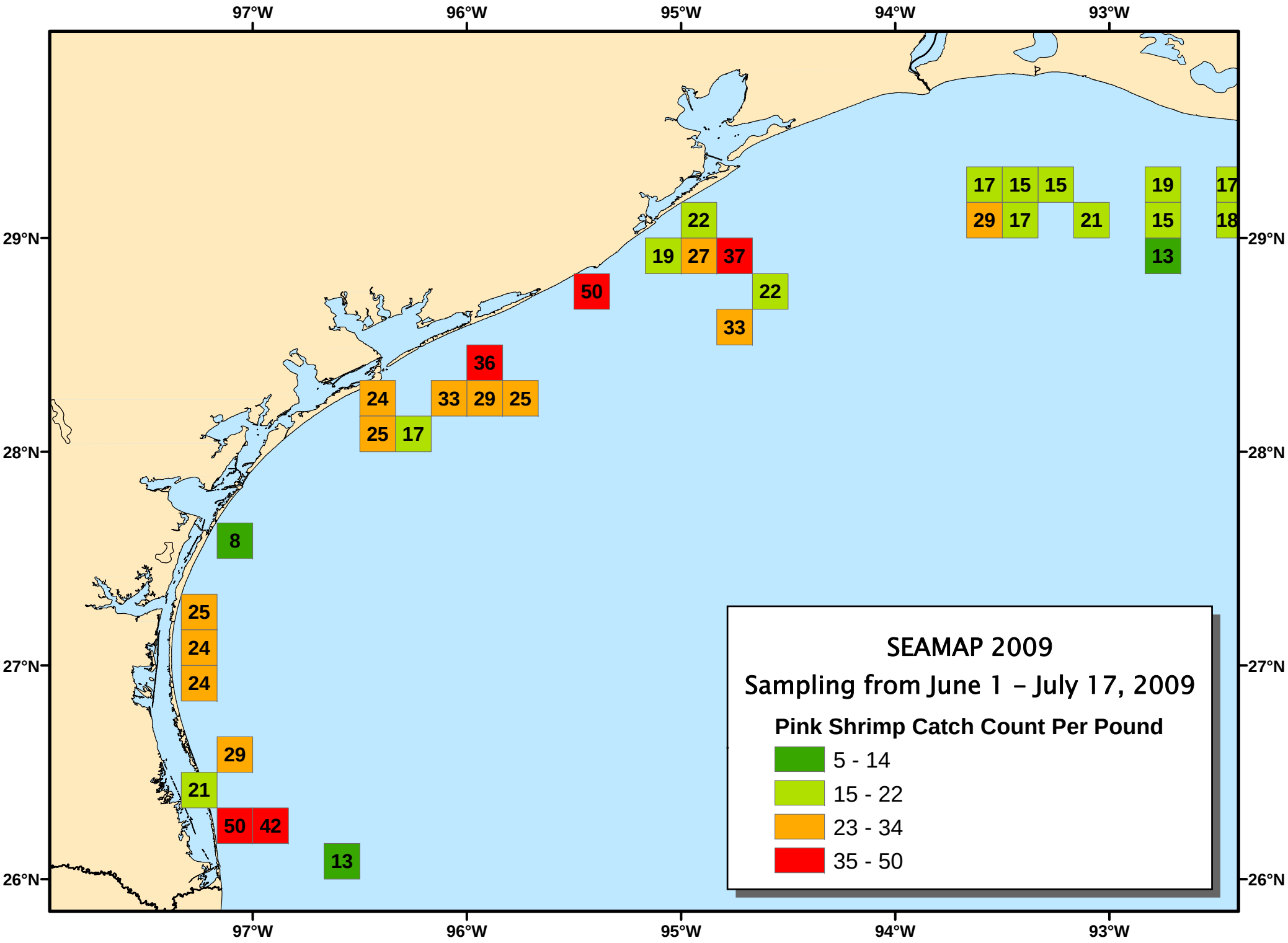
97°W
96°W
95°W
94°W
93°W
29°N
28°N
27°N
26°N
SEAMAP 2009
Sampling from June 1 – July 17, 2009
Pink Shrimp Catch Count Per Pound
5 - 14
15 - 22
23 - 34
35 - 50
17 15 15 19 17
29 17 21 15 18
13
22
19 27 37
50
22
33
36
24 33 29 25
25 17
8
25
24
24
29
21
50 42
13

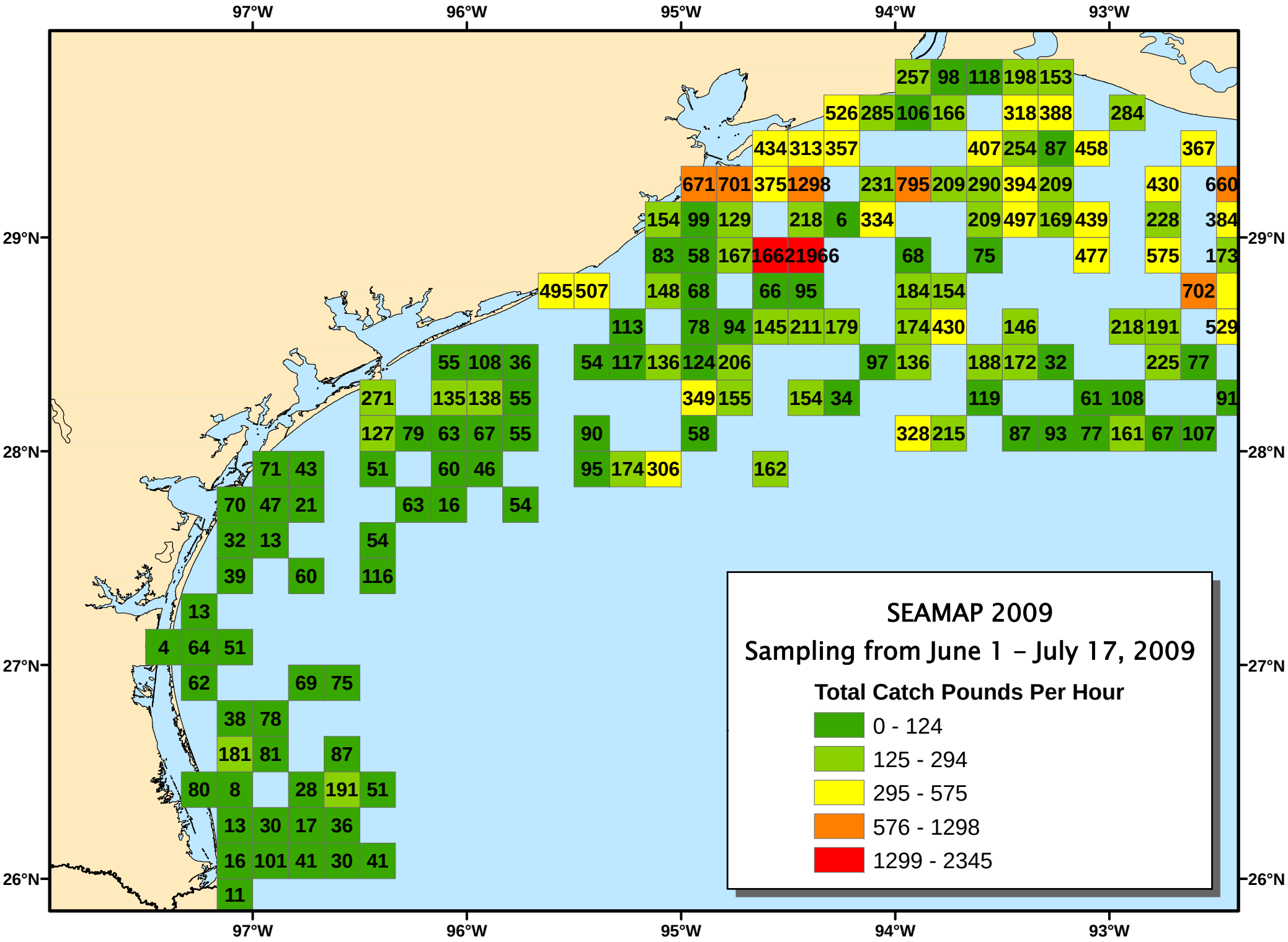
97°W
96°W
95°W
94°W
93°W
29°N
28°N
27°N
26°N
SEAMAP 2009
Sampling from June 1 – July 17, 2009
Total Catch Pounds Per Hour
0 - 124
125 - 294
295 - 575
576 - 1298
1299 - 2345